

**SX**  
SERIES

# SUBWOOFERS




**Unite Your Audience**  
The Martin Audio Experience



# SX SUBWOOFERS

## SERIES

Martin Audio's SX Series of subwoofers are designed to meet a multitude of installation and live sound application needs that call for increased impact and low frequency performance, partnering with our loudspeakers across the portfolio.









# SX110

## Slimline Subwoofer



The SX110 is a slimline subwoofer designed for applications that call for increased impact and low frequency performance in a visually unobtrusive enclosure. Its very small size makes it perfectly suited to installed sound applications where space is limited such as under banquette seating.

It features a 10" (250mm)/2" (50mm) voice coil driver and generously sized low frequency port for reduced air noise. An ideal subwoofer to augment the bass output of ADORN Series or small CDD loudspeakers, it can be used on the ground or flown using integral M8 inserts

The SX110 enclosure is constructed from plywood and finished in black or white textured paint as standard. An impact-resistant perforated steel grille protects the drivers, and rubber feet on the base resist movement.

When used with Martin Audio full-range systems, crossover and EQ functions can be performed by the DX0.5 system controller.

## Features

- Slimline direct-radiator subwoofer
- 1 x 10" (250mm) driver with 2" (50mm) voice coil
- Large port for reduced air noise
- Perforated steel grille
- 8Ω nominal impedance
- M8 flying inserts

## Applications

- Retail outlets
- Cafes, bars and restaurants
- Museums and Houses of Worship
- Fitness clubs
- Educational facilities
- Hotels and convention centres

## Technical Specifications

TYPE	Slimline, direct radiating subwoofer
FREQUENCY RESPONSE (1)	50Hz-150Hz $\pm$ 3dB -10dB @ 42Hz
DRIVER	1 x 10" (250mm)/2" (50mm) voice coil, long excursion, ferrite magnet
RATED POWER (2)	250W AES, 1000W peak
SENSITIVITY (10)	97dB
MAXIMUM SPL (9)	121dB continuous, 127dB peak (half space)
NOMINAL IMPEDANCE	8 ohms
DISPERSION (-6dB)	Omnidirectional
CROSSOVER	80-120Hz active
ENCLOSURE	Plywood
FINISH	Black or white
PROTECTIVE GRILLE	Perforated steel
CONNECTORS	2 x NL4 type
PIN CONNECTIONS (INPUT)	+1, -1 Link through: +2, -2
PIN CONNECTIONS (LINK)	+1, -1 Link through: +2, -2
FITTINGS	12 x M8 inserts
DIMENSIONS (INCL FEET)	(W) 417mm x (H) 297mm x (D) 415mm (W) 16.4ins x (H) 11.7ins x (D) 16.3ins
WEIGHT	12kg (26.5lbs)

# SX210

## Slimline Dual-driver Subwoofer



The SX210 is a slimline dual-driver subwoofer designed for situations that call for a visually unobtrusive enclosure. It can be used singly, stacked or flown via integral M8 inserts and its ultra-compact size makes it ideal for applications where space is limited. It features dual 10" (250mm)/2" (50mm) voice coil drivers and generously sized low frequency ports for reduced air noise.

The SX210 enclosure is constructed from plywood and finished in black textured paint as standard, with white and RAL colour finishes available to special order. An impact-resistant perforated steel grille protects the drivers, and the enclosure has twin ergonomic handles at the rear for easy handling. Rubber feet on the base resist movement and align with recesses in the top surface to assist stacking.

When used with full-range systems, crossover and EQ functions can be performed by the DX0.5 or DX4.0 system controller. The recommended amplifier is the VIA 2502, or VIA 5002 or VIA 5004 depending upon the size of the overall system.

## Features

- Slimline direct-radiator subwoofer
- 2 x 10" (250mm) drivers with 2" (50mm) voice coils
- Large ports for reduced air noise
- Perforated steel grille
- 4Ω nominal impedance
- M8 flying inserts

## Applications


- Portable sound reinforcement
- Live music clubs
- Bars and restaurants
- Nightclubs
- Corporate AV events and conferences
- Weddings and parties
- Secondary stages at festivals
- HoW, leisure centres and retail outlets

## Technical Specifications

TYPE	Slimline, direct radiating subwoofer
FREQUENCY RESPONSE (1)	50Hz-150Hz $\pm$ 3dB -10dB @ 42Hz
DRIVER	2 x 10" (250mm)/2" (50mm) voice coil, long excursion, ferrite magnet
RATED POWER (2)	500W AES, 2000W peak
SENSITIVITY (10)	103dB
MAXIMUM SPL (9)	127dB continuous, 133dB peak (half space)
NOMINAL IMPEDANCE	4 ohms
DISPERSION (-6dB)	Omnidirectional
CROSSOVER	80-120Hz active
ENCLOSURE	Birch/poplar ply
FINISH	Black textured paint
PROTECTIVE GRILLE	Black perforated steel
CONNECTORS	2 x NL4 type
PIN CONNECTIONS (INPUT)	1+/-
PIN CONNECTIONS (LINK)	1+/- to 1+/-
FITTINGS	16 x M8 inserts, 2 x bar handles
DIMENSIONS (INCL FEET)	(W) 718mm x (H) 295mm x (D) 465mm (W) 28.3ins x (H) 11.4ins x (D) 18.3ins
WEIGHT	20kg (44.1lbs)

# SX112

## Ultra-Compact Subwoofer



The SX112 is an ultra-compact direct radiating sub-bass system designed to extend the bandwidth and increase the headroom of full-range loudspeaker models. It features a very efficient 12" (300mm) long-throw bass driver with a high power 3" (75mm) voice coil and generously-sized reflex ports for low noise, high power operation.

With a response of 48Hz-150Hz  $\pm$  3dB, the ultra-compact size of the SX112 makes it an ideal partner for ADORN or CDD Series systems where space is at a premium or where the subwoofers need to be hidden. The enclosure is constructed from plywood and has an impact-resistant finish, while the driver is protected by a rigid perforated steel grille, which is pre-curved to withstand physical damage.

Finished in black (RAL9005) or white (RAL9016) as standard with integrated flying points, the SX112 can be also be supplied in any RAL colour to order.

When used with full-range systems, crossover and EQ functions can either be performed by the DX0.5 or DX4.0 system controllers.

## Features

- Ultra-Compact, direct-radiator subwoofer
- 12" (300mm) driver with 3" (75mm) voice coil
- Water resistant cone
- Large ports for reduced air noise
- Perforated steel grille
- Black or white standard colour options
- Integrated flying points

## Applications

- Live music clubs and bars
- Nightclubs
- Bars and restaurants
- Museums and AV spaces
- Convention centres
- Hotels
- Retail outlets
- Leisure centres
- Houses of Worship

## Technical Specifications

Acoustical	
TYPE	Ultra-Compact, single driver, direct radiating subwoofer
FREQUENCY RESPONSE (1)	48Hz-150Hz $\pm$ 3dB, -10dB @ 35Hz
DRIVER	12" (300mm)/3" (75mm) voice coil, long excursion, ferrite magnet, waterproof cone
RATED POWER (2)	400W AES, 1600W peak
SENSITIVITY (10)	100dB
MAXIMUM SPL (9)	126dB continuous, 132dB peak (half space)
NOMINAL IMPEDANCE	8 ohms
DISPERSION (-6dB)	Omnidirectional
CROSSOVER	80-120Hz active
ENCLOSURE	52 litres, Plywood
FINISH	Black or white textured paint
PROTECTIVE GRILLE	Black or white perforated steel
CONNECTORS	2 x NL4
PIN CONNECTIONS	Left to right: Input+, Input -, Link -, Link+
FITTINGS	12 x M10 inserts
DIMENSIONS	(W) 487mm x (H) 390mm x (D) 410mm (W) 19.2ins x (H) 15.4ins x (D) 16.1ins
WEIGHT	21.5kg (47.3lbs)

# SX212

## Compact Subwoofer



With twin high-efficiency 12" (300mm)/3" (75mm) voice coil long-throw bass drivers and optimally-sized reflex ports to minimise air noise, the SX212 is the perfect sub-bass where low frequency extension and impact is required from a very compact, unobtrusive, low-profile enclosure.

The SX212 is designed to be used with full-range loudspeaker systems and extends the low frequency operating range of the combined system down to 40Hz. The enclosure is constructed from plywood and is internally-braced to reduce energy transmission to the enclosure panels and baffle. Its perforated steel grille is pre-curved to withstand damage and it can be supplied fitted with optional flying points.

Finished in black (RAL9005) or white (RAL9016) as standard with integrated flying points, the SX212 can be also be supplied in any RAL colour to order.

When used with full-range systems, crossover and EQ functions can either be performed by the DX0.5 or DX4.0 system controllers.

## Features

- Compact, direct-radiator subwoofer
- 2 x 12" (300mm) drivers with 3" (75mm) voice coils
- Water resistant cones
- Compact, low-profile styling
- Large ports for reduced air noise
- Perforated steel grille
- Black or white standard colour options
- Integrated flying points

## Applications

- Live music clubs and bars
- Nightclubs
- Bars and restaurants
- Museums and AV spaces
- Convention centres
- Hotels
- Retail outlets
- Leisure centres
- Houses of Worship

## Technical Specifications

Acoustical	
TYPE	Compact, dual-driver, direct radiating subwoofer
FREQUENCY RESPONSE (1)	48Hz-150Hz $\pm$ 3dB, -10dB @ 35Hz
DRIVER	2 x 12" (300mm)/3" (75mm) voice coil, long excursion, ferrite magnet, waterproof cone
RATED POWER (2)	800W AES, 3200W peak
SENSITIVITY (10)	106dB
MAXIMUM SPL (9)	132dB continuous, 138dB peak (half space)
NOMINAL IMPEDANCE	4 ohms
DISPERSION (-6dB)	Omnidirectional
CROSSOVER	80-120Hz active
ENCLOSURE	100 litres, Plywood
FINISH	Black or white textured paint
PROTECTIVE GRILLE	Black or white perforated steel
CONNECTORS	2 x NL4
PIN CONNECTIONS	Left to right: Input+, Input -, Link -, Link+
FITTINGS	12 x M10 inserts
DIMENSIONS	(W) 872mm x (H) 390mm x (D) 437mm (W) 34.3ins x (H) 15.4ins x (D) 17.2ins
WEIGHT	39kg (86lbs)



# SX115

## Compact, Direct Radiating Subwoofer



The SX115 is a versatile, passive subwoofer with an operating range of 45-100Hz + 3dB. Featuring a powerful, long excursion 15" (380mm)/4" (100mm) voice coil driver with a water-resistant cone and triple roll surround, it delivers dynamic low frequency performance from a very compact enclosure. Four reflex ports increase LF output efficiency and have a large frontal area to reduce turbulent air noise at high levels.

The durable plywood enclosure is finished in hardwearing textured paint and incorporates threaded inserts for eyebolt suspension of a single enclosure, as well as safety points. Inserts are also provided for the attachment of side rigging strips to assemble a flown installed array of up to four enclosures.

Ergonomic pocket handles assist handling and installation, and the driver is protected by a coated steel grille with an acoustically transparent fabric backing. An M20 threaded plate on the top surface facilitates pole-mounting of Martin Audio full-range enclosures.

The SX115 can be used as a stand-alone subwoofer or stacked using locating skids and mating channels at the base and top of each enclosure. Cardioid operation can be achieved by arranging the SX115 in forward and rear-facing pairs, with each enclosure powered individually in conjunction with dedicated DSP presets.

The SX115 is available in black and as standard is supplied without castors which are available as an accessory pack.

## Features

- Compact, direct radiating subwoofer
- Long excursion 15" (380mm)/4" (100mm) voice coil driver with water-resistant cone
- High output capability
- Plywood enclosure with flying inserts
- Large ports for reduced air noise

## Applications

- Live sound reinforcement for small and medium-size venues
- Fixed installations in concert halls, theatres and ballrooms
- Houses of Worship
- Conference halls and corporate AV events
- Nightclubs, bars and hotels
- Retail outlets and leisure centres

## Technical Specifications

TYPE	Direct radiating subwoofer
CROSSOVER FREQUENCY	100Hz
FREQUENCY RESPONSE 4π (5)	45Hz - 100Hz ± 3dB, -10dB @ 36Hz
DRIVERS	LF: 15" with 4" Voice coil, Ferrite Motor
SENSITIVITY	(2.83V 1m half space) 100dB
NOMINAL IMPEDANCE	8 Ohms
RATED POWER	AES 800W, PEAK 3200W
MAXIMUM SPL (SYSTEM)	130dB continuous, 136dB peak, 142dB peak (12dB)
DISPERSION	Omni-Directional/ or Cardioid (paired)
CONNECTORS	2 x NL4
PIN CONNECTIONS (INPUT)	1+/- or 2+/-
PIN CONNECTIONS (LINK)	1+/- and 2+/-
DIMENSIONS	(W) 500mm, (H) 451mm, (D) 678mm (806mm with Casters) (W) 19.69ins, (H) 17.76ins, (D) 26.69ins (31.73ins with Casters)
WEIGHT	36.5kg (80.5lbs)



# SXC115

## Compact, High Performance Cardoid Subwoofer



Designed for touring sound and installations, the SXC115 is a compact, high performance cardoid subwoofer. It features a 15" (380mm) forward facing driver and a 12" (300mm) rear facing driver, each driven independently by separate amplifier channels and DSP. Each driver has its own chamber with optimised bass reflex porting.

The SXC115 produces a cardioid dispersion pattern which maximises the front radiation and reduces unwanted radiation behind the subwoofer. The recommended iK42 amplifier optimises the DSP parameters for front and rear drivers to maximise the rear rejection — from 21dB at 43Hz to 28dB at 75Hz. This keeps low frequencies away from stages, turntables and walls as well as reducing reverberant energy in the room — greatly improving the low frequency response accuracy and impact of the whole system. In front of the enclosure, the output from the two drivers is additive, giving an extra 2dB of output when compared with a conventional 1 x 15" subwoofer.

### Features

- Compact, cardioid subwoofer
- Front facing 15" (380mm)/4" (100mm) voice coil driver
- Rear facing 12" (300mm)/4" (100mm) voice coil driver
- Cardioid dispersion pattern
- 28dB rear rejection at 75Hz
- High output capability
- Tour-grade plywood enclosure

### Applications

- Live sound reinforcement
- Fixed installations including live event venues and nightclubs
- Theatre sound
- Corporate AV events
- Acoustically-challenging rooms
- Outdoor restaurant, bar and hotel entertainment areas
- Concourses and Theme Parks

The SXC115 is an ideal partner for WPM line arrays or Martin Audio point source systems where low frequency pattern control is required. It can be used singly, stacked or flown individually by means of threaded flying inserts.

The enclosure is constructed from birch ply and finished with a hard-wearing textured paint. It is equipped with four grab handles and foam-backed perforated steel grilles protect the front and rear drivers. Interlocking skids prevent movement when stacked and a threaded plate in the top surface facilitates pole-mounting of up to 4 WPM enclosures or a single point source loudspeaker.



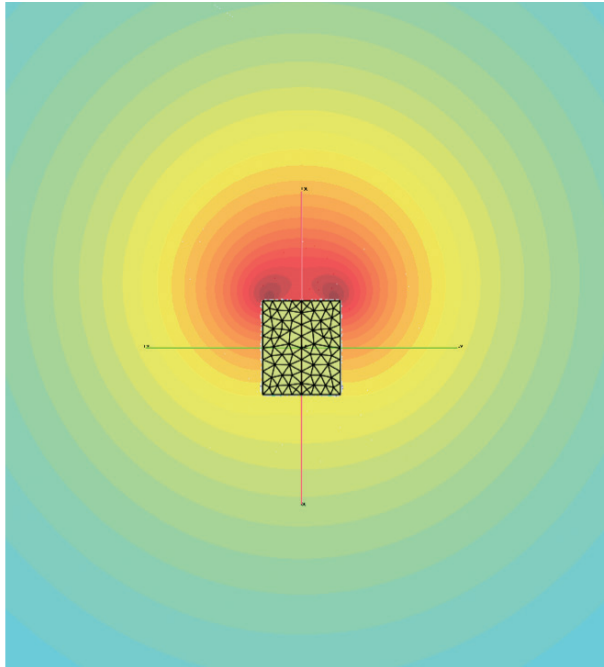
## Technical Specifications

TYPE	Compact, cardiod subwoofer
FREQUENCY RESPONSE (1)	44Hz – 150Hz $\pm 3$ dB, -10dB @ 36Hz
DRIVERS	15" (380mm)/4" (100mm) voice coil, long excursion, ferrite magnet, waterproof cone
	12" (300mm)/4" (100mm) voice coil, long excursion, neodymium magnet, waterproof cone
RATED POWER (2)	15": 1000W AES, 4000W peak
	12": 700W AES, 2800W peak
SENSITIVITY (10)	101dB
MAXIMUM SPL(9)	137dB peak
NOMINAL IMPEDANCE	15": 8 ohms, 12": 8 ohms
DISPERSION	Cardioid
ENCLOSURE	Multi-laminate birch ply
FINISH	Textured black paint
PROTECTIVE GRILLE	Black HEX perforated steel
CONNECTOR	2 x NL4
PIN CONNECTIONS (INPUT)	15": +1, -1; 12": +2, -2
PIN CONNECTIONS (LINK)	15": +1, -1; 12": +2, -2
FITTINGS	Two skids on base, with mating channels on top
	M20 top-mounted thread plate for pole mounting
	Two bar handles on each side
	16 x M10 mounting points
	16 x M8 inserts for optional castors
DIMENSIONS (INCL SKIDS)	(W) 500mm x (H) 550mm x (D) 811mm (939mm incl castors)
	(W) 19.69in x (H) 21.67in x (D) 31.92in (36.96in incl castors)
WEIGHT	53kg (117lbs), 56kg (124 lbs) incl castors
ACCESSORIES	Transit cover, castors (4 pack)

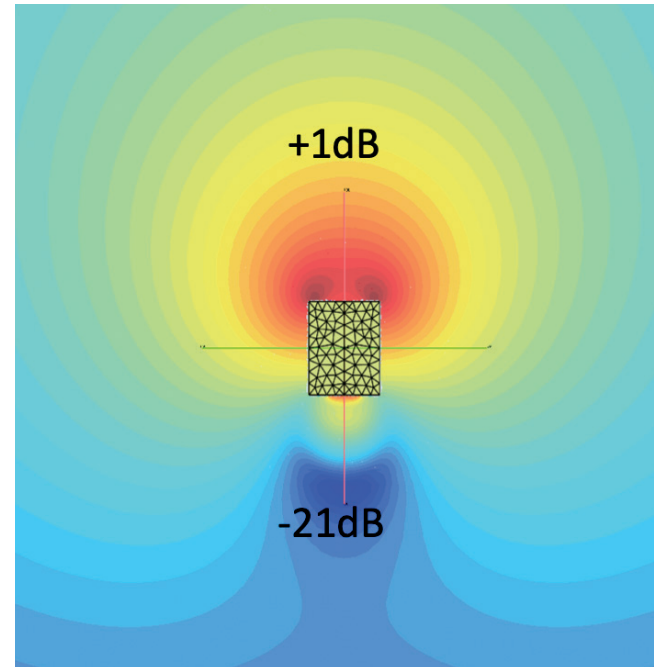


## SXC115 – Dispersion Pattern vs Standard Single 15” Subwoofer

---



SXF115 Subwoofer Energy Dispersion



SXC115 - Cardioid Subwoofer Energy Dispersion

This keeps low frequencies away from neighbours, off stages, away from turntables or keeping it from reflecting off walls and causing destructive interferences elsewhere in a room.

# SXCF115

## Compact Cardioid Flown Subwoofer



Designed for touring sound and installations, the SXCF115 is a compact, high performance cardioid subwoofer which be flown as part of a WPM or TORUS 8 array, or ground-stacked separately.

SXCF115 features a 15" (380mm) forward facing driver and a 12" (300mm) rear facing driver, each driven independently by separate amplifier channels and DSP. Each driver has its own chamber with optimised bass reflex porting. This arrangement produces a cardioid dispersion pattern which maximises the front radiation and reduces unwanted radiation behind the subwoofer.

The recommended iK42 amplifier optimises the DSP parameters for front and rear drivers to maximise the rear rejection — from 21dB at 43Hz to 28dB at 75Hz. This keeps low frequencies away from stages and walls as well as reducing reverberant energy in the room — greatly improving the low frequency response accuracy and impact of the whole system. In front of the enclosure, the output from the two drivers is additive, delivering 137dB peak, an extra 2dB of output when compared with a conventional 1 x 15" subwoofer.

The SXCF115 integrates perfectly with WPM flown line arrays and TORUS 8 constant curvature arrays, as well an accompaniment for Martin Audio point source systems where low frequency pattern control is required. It can be used singly, stacked or flown, supported by accessories. The enclosure is constructed from birch ply and finished with a hard-wearing textured paint. It is equipped with four grab handles and foam-backed perforated steel grilles protect the front and rear drivers. Interlocking skids prevent movement when stacked and a threaded plate in the top surface facilitates pole-mounting.

The addition of the input cover accessory makes the SXCF115 weather resistant and suitable for outdoor usage.

## Features

- Compact, cardioid subwoofer
- Front facing 15" (380mm)/4" (100mm) voice coil driver
- Rear facing 12" (300mm)/4" (100mm) voice coil driver
- Cardioid dispersion pattern
- 28dB rear rejection at 75Hz
- High output capability
- Tour-grade plywood enclosure

## Applications

- Live sound reinforcement
- Fixed installations including live event venues and nightclubs
- Theatre sound
- Corporate AV events
- Acoustically-challenging rooms

## Technical Specifications

TYPE	Compact, cardioid subwoofer
FREQUENCY RESPONSE (1)	44Hz – 150Hz ±3dB, -10dB @ 36Hz
DRIVERS	15" (380mm)/4" (100mm) voice coil, long excursion, ferrite magnet, waterproof cone
	12" (300mm)/4" (100mm) voice coil, long excursion, neodymium magnet, waterproof cone
RATED POWER (2)	15": 1000W AES, 4000W peak
	12": 800W AES, 3200W peak
SENSITIVITY (10)	101dB
MAXIMUM SPL (9)	137dB peak
NOMINAL IMPEDANCE	15": 8 ohms
	12": 8 ohms
DISPERSION (-6dB)	Cardioid
ENCLOSURE	Multi-laminate birch ply
FINISH	Textured black paint
PROTECTIVE GRILLE	Black HEX perforated steel
CONNECTORS	2 x NL4
PIN CONNECTIONS (INPUT)	15": +1, -1; 12": +2, -2
PINS CONNECTIONS (LINK)	15": +1, -1; 12": +2, -2
FITTINGS	Two skids on base, with mating channels on top
	M20 top-mounted thread plate for pole mounting
	Two bar handles on each side
	16 x M8 inserts for optional castors
DIMENSIONS (INCL SKIDS)	(W) 500mm x (H) 552mm x (D) 810mm (938mm incl castors)
	(W) 19.69in x (H) 21.71in x (D) 31.90in (36.94in incl castors)
WEIGHT	61.5Kg (136lbs), 65Kg (143lbs) incl castors



# SX215

## Dual Driver, Direct Radiating Subwoofer



The SX215 is a very powerful, compact subwoofer with an operating range of 45-100Hz + 3dB. Featuring two long-excursion 15" (380mm)/4" (100mm) voice coil drivers with water-resistant cones and triple roll surrounds, it delivers exceptional low frequency extension and impact from such a compact enclosure. Eight reflex ports with a large frontal area increase LF output efficiency and reduce turbulent air noise at high levels.

Finished in hardwearing textured paint, the SX215 incorporates threaded inserts for eyebolt suspension of a single enclosure, while an M20 threaded plate facilitates pole-mounting of Martin Audio full-range enclosures. Four ergonomic handles assist handling and installation, and the drivers are protected by a coated steel grille with an acoustically transparent fabric backing.

The SX215 can be used singly, or stacked using locating skids and mating channels at the base and top surface of each enclosure. Cardioid operation can be achieved by arranging the SX215 in forward and rear-facing pairs, with each enclosure powered individually in conjunction with dedicated DSP presets.

The SX215 is available in black and as standard is supplied without castors which are available as an accessory pack.

## Features

- Dual-driver, direct radiating subwoofer
- Dual long excursion 15" (380mm)/4" (100mm) voice coil drivers with water-resistant cones
- Very high output capability
- Plywood enclosure with flying inserts
- Large ports for reduced air noise

## Applications

- Live sound reinforcement for medium-size venues
- Fixed installations in concert halls, theatres and ballrooms
- Sports stadium and arena installations
- Houses of Worship
- Conference halls and corporate AV events
- Nightclubs, bars and hotels
- Retail outlets and leisure centres

## Technical Specifications

TYPE	Dual Driver, Direct radiating subwoofer
CROSSOVER FREQUENCY	100Hz
FREQUENCY RESPONSE 4 $\pi$ (5)	45Hz - 100Hz $\pm$ 3dB, -10dB @ 36Hz
DRIVERS	LF: 15" with 4" Voice coil, Ferrite Motor
SENSITIVITY	(2W 1m half space) 106dB (1W 1m half space) 103dB
NOMINAL IMPEDANCE	4 Ohms
RATED POWER	AES 1600W, PEAK 6400W
MAXIMUM SPL (SYSTEM)	136dB continuous, 142dB peak
DISPERSION	Omni-Directional/ or Cardioid (paired)
CONNECTORS	2 x NL4
PIN CONNECTIONS (INPUT)	1+/-
PIN CONNECTIONS (LINK)	1+/- and 2+/-
DIMENSIONS	(W) 961mm, (H) 463mm, (D) 679mm (807mm with Casters) (W) 37.83ins, (H) 18.23ins, (D) 26.73ins (31.77ins with Casters)
WEIGHT	64kg (141lbs)

# SX118

## Compact, Direct Radiating Subwoofer



The SX118 is a compact, high performance subwoofer that extends the low frequency operating range of the system to 47Hz and provides exceptional low frequency output for such a compact enclosure. Please note this product has been updated since January 2019 from an earlier iteration.

SX118 features a long-excursion 18" (460mm)/4" (100 mm) voice coil driver with a water-resistant cone and triple roll surround in a compact reflex enclosure.

The design of the 18" driver maximises output while minimising power compression and distortion, and the four reflex ports have a large frontal area to reduce turbulent air noise at very high levels. The enclosure is constructed from multi-laminate birch ply, finished with a durable polyurea coating and equipped with a Zintec grille, twin grab handles, skids, flying inserts for installation and a threaded pole socket for pole-mounting point source loudspeakers or up to 4 WPM enclosures as a simple plug-and-play system.

The product is supplied as standard without cabinet wheels, but they are available as an accessory.

By adding the input board cover accessory, SX118 is fully weather resistant and suitable for permanent outdoor usage.

## Features

- Compact, direct radiating subwoofer
- 18" (460mm)/4" (100mm) voice coil, long excursion, ferrite magnet, waterproof cone
- High output capability
- Tour-grade plywood enclosure with flying inserts

## Applications

- Touring sound reinforcement for small and medium-size venues
- Fixed installations in concert halls, theatres, ballrooms and HoW
- Sports stadium, arena installations & corporate AV events
- Secondary stages at festivals
- HoW, leisure centres and retail outlets
- Outdoor restaurant, bar and hotel entertainment areas
- Concourses and Theme Parks

## Technical Specifications

TYPE	Compact, direct radiating subwoofer
FREQUENCY RESPONSE (1)	47Hz – 150Hz $\pm$ 3dB, -10dB @ 41Hz
DRIVER	18" (460mm)/4" (100mm) voice coil, long excursion, ferrite magnet, waterproof cone
RATED POWER (2)	1000W AES, 4000W peak
SENSITIVITY (10)	102dB
MAXIMUM SPL(9)	138dB peak
NOMINAL IMPEDANCE	8 ohms
DISPERSION (-6dB)	Omnidirectional/or Cardioid (paired)
ENCLOSURE	Multi-laminate birch/poplar ply
FINISH	Textured black paint
PROTECTIVE GRILLE	Black perforated Zintec
CONNECTORS	2 x NL4
PIN CONNECTIONS (INPUT)	LF: +1, -1 Link through: +2, -2
PINS CONNECTIONS (LINK)	LF: +1, -1 Link through: +2, -2
FITTINGS	Two skids on base, with mating channels on top
	M20 top-mounted thread plate for pole mounting
	16 x M10 mounting points
	2 x bar handles, 1 on each side
	4 x fittings for optional transit cover
	16 x M8 inserts for optional castors
DIMENSIONS (INCL SKIDS)	(W) 600mm x (H) 509mm x (D) 632mm (760mm incl. castors)
	(W) 24in x (H) 20.36in x (D) 25.26in (30.38in incl. castors)
WEIGHT	43.5kg(96lbs) w/o castors, 47kg(104lbs) with castors
ACCESSORIES	16 x M8 inserts for optional castors,
	Input Board Cover, Transit Cover



# SXC118

## Compact, High Performance Cardioid Subwoofer



Designed for touring sound and installations, the SXC118 is a compact, high performance cardioid subwoofer. It features an 18" (460mm) forward facing driver and a 14" (356mm) rear facing driver, each driven independently by separate amplifier channels and DSP. Each driver has its own chamber with optimised bass reflex porting.

This arrangement produces a cardioid dispersion pattern which maximises the front radiation and reduces unwanted radiation behind the subwoofer. The recommended iK42 amplifier optimises the DSP parameters for front and rear drivers to maximise the rear rejection — from 21dB at 43Hz to 28dB at 75Hz. This keeps low frequencies away from stages, turntables and walls as well as reducing reverberant energy in the room, greatly improving the system's low frequency response accuracy and impact.

In front of the enclosure, the output from the two drivers is additive, giving an extra 2dB of output when compared with a conventional 1 x 18" subwoofer.

### Features

- Compact, cardioid subwoofer
- Front facing 18" (460mm)/4" (100mm) voice coil driver
- Rear facing 14" (356mm)/3.5" (88mm) voice coil driver
- Cardioid dispersion pattern
- 28dB rear rejection at 75Hz
- High output capability
- Tour-grade plywood enclosure with flying inserts


### Applications

- Live sound reinforcement
- Fixed installations including live event venues and nightclubs
- Theatre sound
- Corporate AV events
- Acoustically-challenging rooms
- Outdoor restaurant, bar and hotel entertainment areas
- Concourses and Theme Parks
- Outdoor restaurant, bar and hotel entertainment areas
- Concourses and Theme Parks

The enclosure is constructed from plywood and finished with a hard-wearing textured paint. It is equipped with four grab handles and foam-backed perforated steel grilles protect the front and rear drivers. It can be used individually, stacked or flown individually by means of threaded flying inserts

The SXC118 is an ideal partner for WPS and WPM line arrays or our range of point source loudspeakers where low frequency pattern control is required. Interlocking skids prevent movement when stacked and a threaded plate in the top surface facilitates pole-mounting of up to 4 WPM enclosures or a singular point source enclosure. The product is supplied as standard without castors but they can be purchased as an accessory.

By adding the input board cover accessory, the subwoofer is fully weather resistant and suitable for permanent outdoor usage.



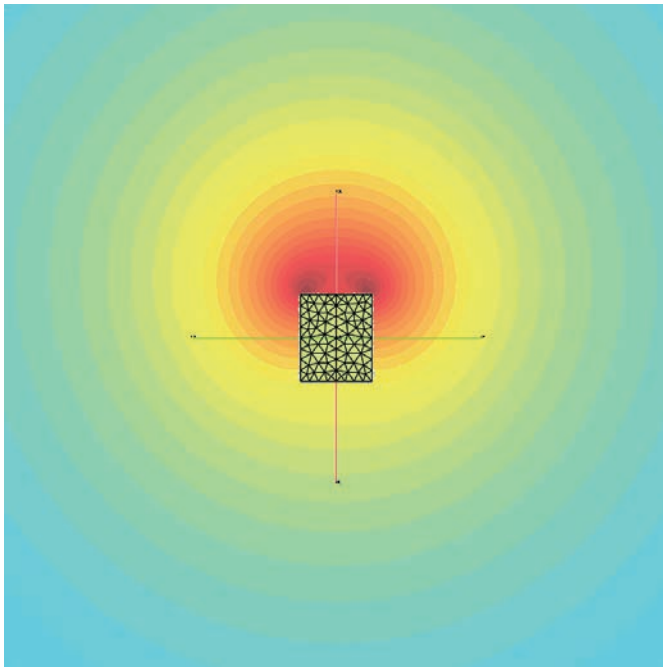
## Technical Specifications

TYPE	Compact, cardioid subwoofer
FREQUENCY RESPONSE (1)	43Hz – 150Hz $\pm$ 3dB, -10dB @ 34Hz
DRIVERS	18" (460mm)/4" (100mm) voice coil, long excursion, ferrite magnet, waterproof cone 14" (356mm)/3.5" (88mm) voice coil, long excursion, neodymium magnet, waterproof cone
RATED POWER (2)	18": 1000W AES, 4000W peak 14": 800W AES, 3200W peak
SENSITIVITY (10)	104dB
MAXIMUM SPL(9)	140dB peak
NOMINAL IMPEDANCE	18": 8 ohms, 14": 8 ohms
DISPERSION	Cardioid
ENCLOSURE	Multi-laminate birch and poplar ply
FINISH	Textured black paint
PROTECTIVE GRILLE	Black HEX perforated steel
CONNECTOR	2 x NL4
PIN CONNECTIONS (INPUT)	18": +1, -1; 14": +2, -2
PIN CONNECTIONS (LINK)	18": +1, -1; 14": +2, -2
FITTINGS	Two skids on base, with mating channels on top M20 top-mounted thread plate for pole mounting Two bar handles on each side Four fittings for optional transit cover 16 x M8 inserts for optional castors
DIMENSIONS (INCL SKIDS)	(W) 650mm x (H) 603mm x (D) 812mm (940mm incl castors) (W) 25.6in x (H) 23.7in x (D) 32in (37in incl castors)
WEIGHT	69kg (152lbs) 73kg (161lbs) incl castors
ACCESSORIES	Transit cover, 16 x M8 inserts for optional castors

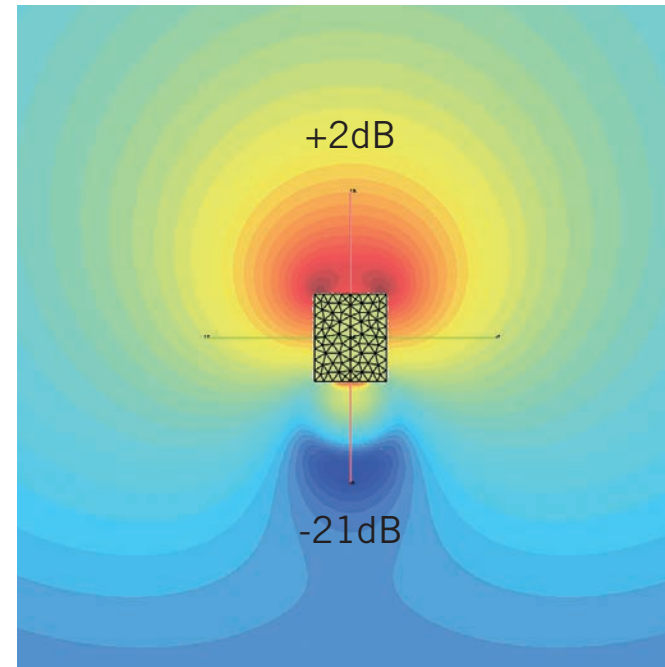


## SXC118 – Dispersion Pattern vs Standard Single 18” Subwoofer

---



SX118 (Standard single 18”) - Subwoofer Energy Dispersion



SXC118 – Cardioid Subwoofer Energy Dispersion, at 43Hz. Rear rejection is improved by 21dB with an additional 2dB at the front.

# SXCF118

## Compact Cardioid Flown Subwoofer



The SXCF118 is a compact, high performance cardioid subwoofer. The flown version of the SXCF118, it is the ideal partner for flown WPS arrays — combining maximum low frequency output with pattern control. It features an 18" (460mm) forward facing driver and a 14" (356mm) rear facing driver, each driven independently by separate amplifier channels and DSP. Each driver has its own chamber with optimised bass reflex porting.

This arrangement produces a cardioid dispersion pattern which maximises the front radiation and reduces unwanted radiation behind the subwoofer. The recommended iK42 amplifier optimises the DSP parameters for front and rear drivers to maximise the rear rejection — from 21dB at 43Hz to 28dB at 75Hz. This keeps low frequencies away from stages and walls as well as reducing reverberant energy in the room — greatly improving low frequency response accuracy and impact. In front of the enclosure, the output from the two drivers is additive, giving an extra 2dB of output when compared with a conventional 1 x 18" subwoofer.

The enclosure is constructed from tour-grade plywood and finished with a hard-wearing textured polyurea coating. It is equipped with four grab handles and foam-backed perforated steel grilles protect the front and rear drivers. Integral flying hardware, coupled with the WPSGRIDT, allows the SXCF118 to be incorporated at the top of a WPS array, or flown as a separate array alongside. Interlocking skids prevent movement when stacked and a threaded plate in the top surface facilitates pole-mounting of up to 4 WPM enclosures or a single point source enclosure.

The addition of the input cover accessory makes the SXCF118 weather resistant and suitable for outdoor usage.

## Features

- Compact, cardioid flown subwoofer
- Front facing 18" (460mm)/4" (100mm) voice coil driver
- Rear facing 14" (356mm)/3.5" (88mm) voice coil driver
- Cardioid dispersion pattern
- 28dB rear rejection at 75Hz
- High output capability
- Tour-grade plywood enclosure

## Applications

- Live sound reinforcement
- Fixed installations
- Theatre sound
- Corporate AV events

## Technical Specifications

TYPE	Compact, cardioid subwoofer
FREQUENCY RESPONSE (1)	43Hz – 150Hz $\pm 3$ dB, -10dB @ 34Hz
DRIVERS	18" (460mm)/4" (100mm) voice coil, long excursion, ferrite magnet, waterproof cone
	14" (356mm)/3.5" (88mm) voice coil, long excursion, neodymium magnet, waterproof cone
RATED POWER (2)	18": 1000W AES, 4000W peak
	14": 800W AES, 3200W peak
SENSITIVITY (10)	104dB
MAXIMUM SPL(9)	140dB peak
NOMINAL IMPEDANCE	18": 8 ohms, 14": 8 ohms
DISPERSION	Cardioid
ENCLOSURE	Multi-laminate birch ply
FINISH	Textured black polyurea
PROTECTIVE GRILLE	Black HEX perforated steel
CONNECTOR	2 x NL4
PIN CONNECTIONS (INPUT)	18": +1, -1; 14": +2, -2
PIN CONNECTIONS (LINK)	18": +1, -1; 14": +2, -2
FITTINGS	Two skids on base, with mating channels on top M20 top-mounted thread plate for pole mounting Two bar handles on each side Four fittings for optional transit cover
DIMENSIONS (INCL SKIDS)	(W) 650mm x (H) 611mm x (D) 812mm (940mm incl castors) (W) 25.6in x (H) 24.1in x (D) 32.0in (37.0in incl castors)
WEIGHT	75kg (165lbs), 78kg (172 lbs) incl castors
ACCESSORIES	Transit cover

# SX218

## Dual-driver, Direct Radiating Subwoofer



The SX218 achieves the ultimate in subwoofer performance for the most demanding applications – delivering very high output levels and superb transient performance with minimal distortion. Please note this product has been updated since January 2019 from an earlier iteration.

With an operating range of 35Hz-150Hz  $\pm$  3dB, it houses dual 18" long-excursion (460mm)/4" (100mm) voice coil drivers with water-resistant cones and triple roll surrounds. Each driver is rated to handle 1000 watts AES, and has a magnet structure and suspension engineered for maximum linear excursion.

The enclosure is constructed from multi-laminate birch ply and finished with a durable polyurea coating. Eight reflex ports provide a large frontal area to reduce turbulent air noise, and a perforated steel grille protects the drivers from damage. SX218 features a M20 pole mount insert for added versatility in deployment.

The product is supplied as standard without cabinet wheels, but they are available as an accessory.

By adding the input board cover accessory, SX218 is fully weather resistant and suitable for permanent outdoor usage.

## Features

- Dual-driver, direct radiating subwoofer
- 2 x 18" (460mm)/4" (100mm) voice coil, long excursion, ferrite magnet, waterproof cone
- Very high output capability
- Tour-grade plywood enclosure with flying inserts

## Applications

- Touring sound reinforcement for small and medium-size venues
- Fixed installations in concert halls, theatres, ballrooms and HoW
- Sports stadium, arena installations & corporate AV events
- Outdoor restaurant, bar and hotel entertainment areas
- Concourses and Theme Parks

## Technical Specifications

TYPE	Dual-driver, direct radiating subwoofer
FREQUENCY RESPONSE (1)	35Hz – 150Hz $\pm$ 3dB, -10dB @ 30Hz
DRIVER	2 x 18" (460mm)/4" (100mm) voice coil, long excursion, ferrite magnet, waterproof cone
RATED POWER (2)	2000W AES, 8000W peak
SENSITIVITY (10)	105dB
MAXIMUM SPL(9)	144dB peak
NOMINAL IMPEDANCE	2 x 8 Ohms
DISPERSION (-6dB)	Omnidirectional/or Cardioid (paired)
ENCLOSURE	Multi-laminate birch/poplar ply
FINISH	Textured black paint
PROTECTIVE GRILLE	Black perforated Zintec
CONNECTORS	2 x NL4
PIN CONNECTIONS (INPUT)	LF1: 1+, 1- LF2: 2+, 2-
PINS CONNECTIONS (LINK)	LF1: 1+, 1- LF2: 2+, 2-
FITTINGS	Two skids on base, with mating channels on top
	24 x M10 mounting points
	4 x bar handles, 2 on each side
	4 x fittings for optional transit cover
	M20 Pole mount insert
	16 x M8 inserts for optional castors
DIMENSIONS (INCL SKIDS)	(W) 1093mm x (H) 537mm x (D) 792mm
	(920mm including castors)
	(W) 43in x (H) 21.1in x (D) 31.2in
	(36.2in including castors)
WEIGHT	Weight 98.5kg (217lbs) w/o castors,
	102kg (225lbs) with castors
ACCESSORIES	16 x M8 inserts for optional castors,
	Input Board Cover, Transit Cover



# SXH218

## Hybrid® Horn/Reflex Subwoofer



The SXH218 is an extremely powerful subwoofer capable of producing 148dB peak output at 1m. It is the ideal partner for Wavefront Precision WPC arrays where maximum low frequency output is required as well as a standalone solution for premium permanent installations such as nightclubs.

Its Hybrid® horn/reflex loading combines the acoustic efficiency and impact of bass horn technology with the low frequency extension of a reflex design, enabling it to produce significantly higher output levels than a traditional reflex-loaded subwoofer. With an operating range of 32-150Hz  $\pm$ 3dB, it features dual long-excursion 18" (460mm)/4.5" (115mm) voice coil neodymium drivers, with water resistant cones and triple roll surrounds.

The enclosure is constructed from multi-laminate plywood and coated with hard-wearing textured black polyurea. A rigid perforated steel grille protects the front of the enclosure, while interlocking skids protect the top and bottom surfaces and prevent movement when stacked.

The SXH218 can be powered by either a single channel of a Martin Audio iK42 4-channel amplifier, or a bridged pair if maximum output is required. Its connector sockets are wired so that one four-core cable from the amplifier will power two SXH218's. SXH218 settings are determined by a pre-determined parameter set in Vu-Net when used in conjunction with iK42, or settings are available from the Martin Audio website when used with alternative amplifiers.

By adding the input board cover accessory, the subwoofer is fully weather resistant and suitable for permanent outdoor usage.

## Features

- Ultra-high output ground-stacked subwoofer
- Hybrid® horn/reflex loading for maximum acoustic efficiency and low frequency extension
- Dual long-excursion 18" (460mm)/4.5" (115mm) voice coil neodymium drivers
- Forward or rear-facing operation

## Applications

- Outdoor festivals
- Stadiums, arenas and theatres
- Concert halls
- Nightclubs
- Outdoor restaurant, bar and hotel entertainment areas
- Concourses and Theme Parks

## Technical Specifications

TYPE	Hybrid® horn/reflex subwoofer
FREQUENCY RESPONSE (1)	32Hz – 150Hz $\pm$ 3dB, -10dB @ 27Hz
DRIVERS	2 x 18" (460mm)/4.5" (115mm) voice coil, long excursion, neodymium magnet, waterproof cone
RATED POWER (2)	3000W AES, 12000W peak
SENSITIVITY (10)	107dB
MAXIMUM SPL(9)	148dB peak (at 1m half space)
NOMINAL IMPEDANCE	4 Ohms
DISPERSION (-6dB)	Omnidirectional/or Cardioid (paired)
ENCLOSURE	Multi-laminate birch/poplar ply
FINISH	Textured Black Polyurea
PROTECTIVE GRILLE	Black perforated steel
CONNECTORS	2 x NL4
PIN CONNECTIONS	Input: +1/-1, refer to input panel for four-core cable link diagram
FITTINGS	Two skids on base, with mating channels on top Four rear-mounted 100mm (4in) castors 6 x bar handles, 3 on each side 4 x fittings for optional transit cover
DIMENSIONS (INCL SKIDS)	(W) 1112mm x (H) 609mm x (D) 1023mm (1151mm incl. castors) (W) 43.8in x (H) 23.9in x (D) 40.27in (45.31in incl. castors)
WEIGHT	120kg (264lbs), with castors 124kg (273lbs)
ACCESSORIES	Transit cover

# SXHF218

## Hybrid® Horn/Reflex Flown, Dual-driver Subwoofer



The SXHF218 is an extremely powerful subwoofer capable of producing 148dB peak output at 1m. It is essentially the flown version of the SXH218 and is the ideal partner for Wavefront Precision WPL arrays where maximum low frequency output is required.

Its Hybrid® horn/reflex loading combines the acoustic efficiency and impact of bass horn technology with the low frequency extension of a reflex design, enabling it to produce significantly higher output levels than a traditional reflex-loaded subwoofer. With an operating range of 32-150Hz + 3dB, it features dual long-excursion 18" (460mm)/4.5" (115mm) voice coil neodymium drivers, with water resistant cones and triple roll surrounds.

The enclosure is constructed from multi-laminate plywood and coated with hard-wearing textured black polyurea. A rigid perforated steel grille protects the front of the enclosure, while integral flying hardware alongside use of the WPL GRIDT means it can be incorporated at the top of a WPL array, or more commonly flown as a separate array alongside, again using the WPL GRIDT. Like the ground-stack version, a combination of forward and rear-facing enclosures can be configured with specific directional properties. By adding an outrigger kit, SXHF218's can also be ground-stacked beneath WPL enclosures to form a powerful ground-based system.

The SXHF218 can be powered by either a single channel of a Martin Audio iK42 4-channel amplifier, or a bridged pair if maximum output is required. Its connector sockets are wired so that one four-core cable from the amplifier will power two subwoofers. SXHF218 settings are determined by a predetermined parameter set in Vu-Net when used in conjunction with an iK42, or are available from the Martin Audio website when used with alternative amplifiers.

By adding the input board cover accessory, the subwoofer is fully weather resistant and suitable for outdoor usage.

## Features

- Ultra-high output flown subwoofer
- Hybrid® horn/reflex loading for maximum acoustic efficiency and low frequency extension
- Dual long-excursion 18" (460mm)/4.5" (115mm) voice coil neodymium drivers
- Forward or rear-facing operation

## Applications

- Outdoor festivals
- Stadiums, arenas and theatres
- Concert halls
- Nightclubs

## Technical Specifications

TYPE	Hybrid® horn/reflex subwoofer
FREQUENCY RESPONSE (1)	32Hz – 150Hz ±3dB, -10dB @ 27Hz
DRIVERS	2 x 18" (460mm)/4.5" (115mm) voice coil, long excursion, neodymium magnet, waterproof cone
RATED POWER (2)	3000W AES, 12000W peak
SENSITIVITY (10)	107dB
MAXIMUM SPL(9)	148dB peak (at 1m half space)
NOMINAL IMPEDANCE	4 Ohms
DISPERSION (-6dB)	Omnidirectional/or Cardioid (paired)
ENCLOSURE	Multi-laminate birch/poplar ply
FINISH	Textured Black Polyurea
PROTECTIVE GRILLE	Black perforated steel
CONNECTORS	2 x NL4
PIN CONNECTIONS	Input: +1/-1, refer to input panel for four-core cable link diagram
FITTINGS	Two skids on base, with mating channels on top Four rear-mounted 100mm (4in) castors 6 x bar handles, 3 on each side 4 x fittings for optional transit cover
DIMENSIONS (INCL SKIDS)	(W) 1148mm x (H) 604mm x (D) 1027mm (1155mm incl. castors) (W) 45.2in x (H) 23.8in x (D) 40.4in (45.5in incl. castors)
WEIGHT	138kg (304lbs), with castors 146.5kg (323lbs)
ACCESSORIES	Transit cover

# SXP118

## Compact, Direct Radiating Powered Subwoofer



The SXP118 is a compact, high-performance subwoofer that extends the low frequency operating range of a CDD-LIVE full-range system to 40Hz — providing exceptional low frequency impact and increasing headroom. It features a long-excursion 18" (460mm)/4" (100 mm) voice coil driver with a water-resistant cone and triple roll surround in a compact reflex enclosure. The design of the 18" driver maximises output while minimising power compression and distortion, and the four reflex ports have a large frontal area to reduce turbulent air noise at very high levels. With a maximum SPL capability of 135dB peak at 1 metre, the SXP118 is the ideal subwoofer for theatre and portable live sound applications, as well as premium installations that require the maximum output from a compact enclosure.

## Features

- Compact, self-powered subwoofer
- 1 x 18" (460mm) driver with 4" (100mm) voice coil
- Onboard Class D amplification and DSP
- Dante™ Digital Audio networking
- Global mains operation with Power Factor Correction
- Tour-grade plywood enclosure with flying inserts
- IP24 rating option with rain cowl

## Applications

- Live sound reinforcement
- Theatre sound
- Corporate AV events
- Fixed installations in concert halls, ballrooms and HoW
- Bars and clubs
- Outdoor restaurant, bar and hotel entertainment areas
- Concourses and Theme Parks

## Technical Specifications

TYPE	Compact, direct radiating powered subwoofer with onboard DSP, networking & Dante
FREQUENCY RESPONSE	43Hz – 150Hz ±3dB, -10dB @ 38Hz
DRIVER	18" (460mm)/4" (100mm) voice coil, long excursion, ferrite magnet, waterproof cone
INPUT SENSITIVITY	-30dBu for 100dB SPL
MAXIMUM SPL	132dB continuous / 135dB peak
DISPERSION	Omnidirectional / or Cardioid (paired)
AMPLIFIER TYPE	2 channel switch-mode, class D, Bridged Tied
PEAK OUTPUT POWER	2000W total
AC INPUT OPERATING RANGE	85 – 265V ~ AC, 50 - 60Hz
FITTINGS	Two skids on base, with mating channels on top 16 x M8 inserts for optional castors M20 top-mounted thread plate for pole mounting 16 x M10 mounting points 2x Bar handles, 1 on each side 4x fittings for optional transit cover Optional weather protection cowl
ACCESSORIES	Transit Cover
DIMENSIONS (inc. castors)	(W) 600mm x (H) 507mm x (D) 632mm (760mm) (W) 23.62in x (H) 20in x (D) 24.86in (29.90in)
WEIGHT	50kg (110lbs) excluding Transit cover



# SXP218

## Dual-Driver, Direct Radiating Powered Subwoofer



The SXP218 achieves the ultimate in subwoofer performance for the most demanding professional applications – delivering very high output levels and superb transient performance with minimal distortion. With an operating range of 35Hz-150Hz  $\pm$  3dB, it houses dual 18" long-excursion (460mm)/4" (100mm) voice coil drivers with water-resistant cones and triple roll surrounds. The design of the 18" drivers maximises output while minimising power compression and distortion, and the eight reflex ports have a large frontal area to reduce turbulent air noise at very high levels. With a prodigious maximum SPL capability of 143dB peak at 1 metre, the SXP218 is the ideal subwoofer for touring sound reinforcement, theatre and portable live sound applications — as well as premium installations — that require low frequency augmentation with low distortion at very high output levels.

## Features

- Dual-driver, self-powered subwoofer
- 2 x 18" (460mm) drivers with 4" (100mm) voice coils
- Very high output capability
- Onboard Class D amplification and DSP
- Dante™ Digital Audio networking
- Global mains operation with Power Factor Correction
- Tour-grade plywood enclosure with flying inserts
- IP24 rating option with rain cowl

## Applications

- Live sound reinforcement
- Theatre sound
- Corporate AV events
- Fixed installations in concert halls, ballrooms and HoW
- Bars and clubs
- Outdoor restaurant, bar and hotel entertainment areas
- Concourses and Theme Parks

## Technical Specifications

TYPE	Compact, direct radiating powered subwoofer with onboard DSP, networking & Dante
FREQUENCY RESPONSE	35Hz – 150Hz $\pm$ 3dB, -10dB @ 30Hz
DRIVER	18" (460mm)/4" (100mm) voice coil, long excursion, ferrite magnet, waterproof cone
INPUT SENSITIVITY	-30dBu for 100dB SPL
MAXIMUM SPL	140dB continuous / 143dB peak
DISPERSION	Omnidirectional / or Cardioid (paired)
AMPLIFIER TYPE	Two 2 channel switch-mode, class D, Bridged Tied Load
PEAK OUTPUT POWER	4000W
AC INPUT OPERATING RANGE	85 – 265V ~ AC, 50 - 60Hz
FITTINGS	Two skids on base, with mating channels on top 16 x M8 inserts for optional castors 24 x M10 mounting points 4x Bar handles, 2 on each side 4x fittings for optional transit cover Optional weather protection cowl M20 pole mount insert
ACCESSORIES	Transit Cover
DIMENSIONS (inc. castors)	(W) 1085mm x (H) 537mm x (D) 792mm (920mm) (W) 42.72in x (H) 20.87in x (D) 31.16in (36.20in)
WEIGHT	105kg (231lbs) excluding Transit cover



# SUBWOOFERS

## **Martin Audio Limited**

Century Point

Halifax Road

Cressex Business Park

High Wycombe

Buckinghamshire

HP12 3SL

England

## **FOR SALES ENQUIRIES:**

### **UK**

Telephone: +44 (0)1494 535312

E-mail: [info@martin-audio.com](mailto:info@martin-audio.com)

### **NORTH AMERICA**

Telephone: 323 381 5310

**[www.martin-audio.com](http://www.martin-audio.com)**

All information is Copyright © 2024 Martin Audio Ltd.

Martin Audio, the Martin Audio logo and Hybrid are registered trademarks of Martin Audio Ltd. in the United Kingdom, United States and other countries; all other Martin Audio trademarks are the property of Martin Audio Ltd.



**Unite Your Audience**  
The Martin Audio Experience

Version 5.1